Shield update

Holding strong on all planets while we work. Cha-ching!

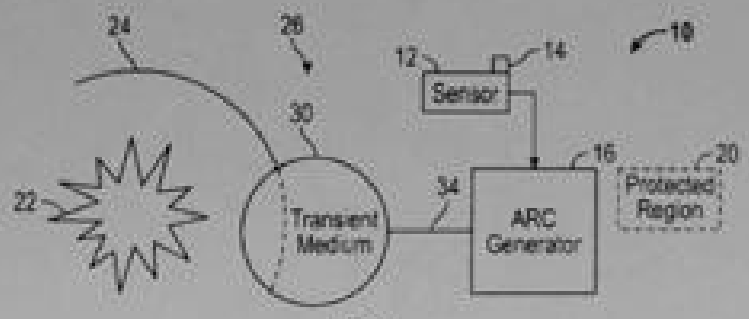

FIG. 1

Doc's Recipe of the Weekend

Ingredients

10 turtles
385 gallons of water
20 mushrooms
2 g butter
22 dionaea muscipula buds
52 larvae

Instructions

1. Trim your mushrooms.
2. Halve your buds.
3. Mix it all together.
4. Coquere!

Fungus Pulmenti Turtur

Whenever, I travel I like to be a local. I sometimes like to eat as the Romans eat! So here's a local delight. It's delicious and keeping me vibrant on this difficult campaign path. Try some! YUM!

Stay sharp out there campaign Hero as you ***recruit more like-minded voters!*** *Check out Doc's Baron Brain Buster on page 3.*

Shield update

Holding strong on all planets while we work. Cha-ching!

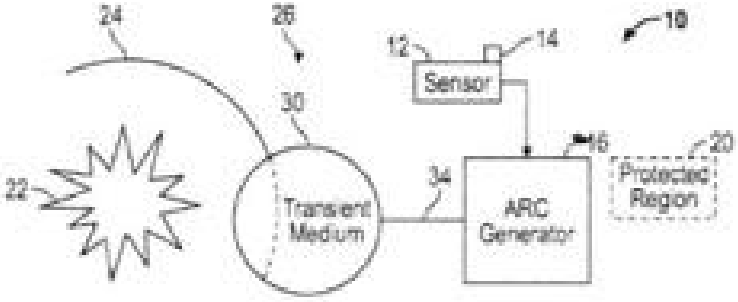

FIG. 1

Doc's Recipe of the Weekend

Soup's up!

Ingredients

34 turtles
210 gallons of water
68 mushrooms
88 g butter
70 dionaea muscipula buds
52 larvae

Instructions

1. Trim your mushrooms.
2. Halve your buds.
3. Mix it all together.
4. Cook!

Fungus Pulmenti Turtur

Whenever, I travel I like to be a local. I sometimes like to eat as the Romans eat! So here's a local delight. It's delicious and keeping me vibrant on this difficult campaign path. Try some! YUM!

*Stay sharp out there campaign Hero as you **recruit more like-minded voters**! Check out Doc's Baron Brain Buster on page 3.*

Shield update

Holding strong on all planets while we work. Cha-ching!

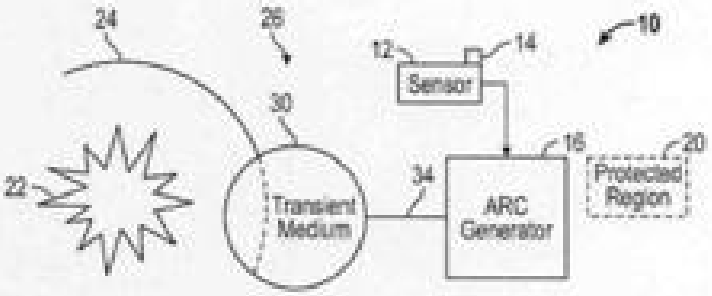

FIG. 1

Doc's Recipe of the Weekend

Soup's up!

Ingredients

- **1** turtles
- **176** gallons of water
- **2** mushrooms
- **11** g butter
- **4** dionaea muscipula buds
- **52** larvae

Instructions

1. Trim your mushrooms.
2. Halve your buds.
3. Mix it all together.
4. Coquere!

Fungus Pulmenti Turtur

Whenever, I travel I like to be a local. I sometimes like to eat as the Romans eat! So here's a local delight. It's delicious and keeping me vibrant on this difficult campaign path. Try some! YUM!

*Stay sharp out there campaign Hero as you **recruit more like-minded voters!** Check out Doc's Baron Brain Buster on page 3.*

Shield update

Holding strong on all planets while we work. Cha-ching!

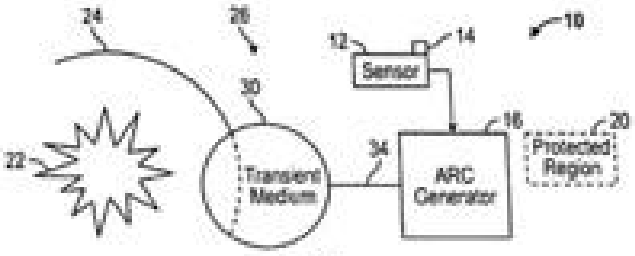

FIG. 1

Doc's Recipe of the Weekend

Ingredients

87 turtles
792 gallons of water
174 mushrooms
2 g butter
176 dionaea muscipula buds
52 larvae

Instructions

1. Trim your mushrooms.
2. Halve your buds.
3. Mix it all together.
4. Coquere!

Fungus Pulmenti Turtur

Whenever, I travel I like to be a local. I sometimes like to eat as the Romans eat! So here's a local delight. It's delicious and keeping me vibrant on this difficult campaign path. Try some! YUM!

*Stay sharp out there campaign Hero as you **recruit more like-minded voters!** Check out Doc's Baron Brain Buster on page 3.*

Scanned by CamScanner

Shield update

Holding strong on all planets while we work. Cha-ching!

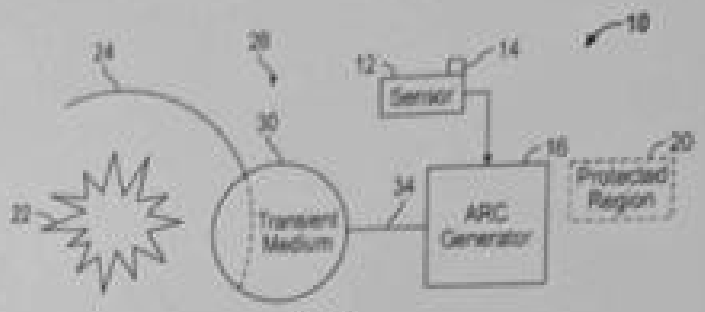

FIG. 1

Doc's Recipe of the Weekend

Ingredients

- **8** turtles
- **99** gallons of water
- **16** mushrooms
- **5** g butter
- **18** dionaea muscipula buds
- **52** larvae

Instructions

1. Trim your mushrooms.
2. Halve your buds.
3. Mix it all together.
4. Coquere!

Fungus Pulmenti Turtur

Whenever, I travel I like to be a local. I sometimes like to eat as the Romans eat! So here's a local delight. It's delicious and keeping me vibrant on this difficult campaign path. Try some! YUM!

Stay sharp out there campaign Hero as you ***recruit more like-minded voters!*** *Check out Doc's Baron Bran Buster on page 3.*

Shield update

Holding strong on all planets while we work. Cha-ching!

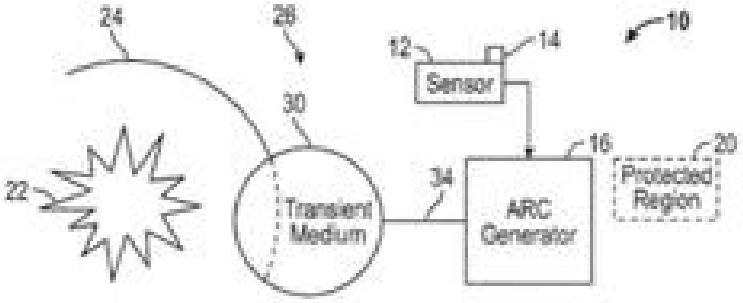

FIG. 1

Doc's Recipe of the Weekend

Snack up!

Ingredients

4 turtles
30 gallons of water
8 mushrooms
5 g butter
10 dionaea muscipula buds
52 larvae

Instructions

1. Trim your mushrooms.
2. Halve your buds.
3. Mix it all together.
4. Coquere!

Fungus Pulmenti Turtur

Whenever, I travel I like to be a local. I sometimes like to eat as the Romans eat! So here's a local delight. It's delicious and keeping me vibrant on this difficult campaign path. Try some! YUM!

*Stay sharp out there campaign Hero as you **recruit more like-minded voters!** Check out Doc's Baron Brain Buster on page 3.*

Shield update

Holding strong on all planets while we work. Cha-ching!

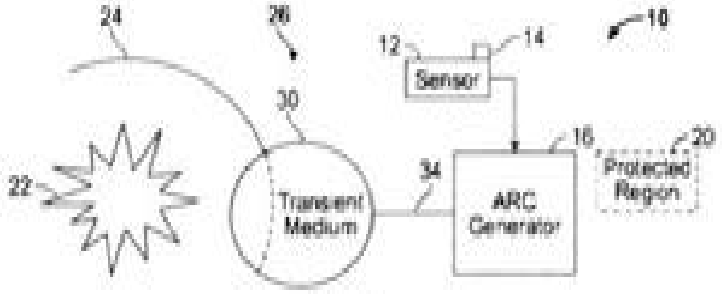

FIG. 1

Doc's Recipe of the Weekend

Ingredients

5 turtles
18 gallons of water
10 mushrooms
7 g butter
12 dionaea muscipula buds
52 larvae

Instructions

1. Trim your mushrooms.
2. Halve your buds.
3. Mix it all together.
4. Coquere!

Fungus Pulmenti Turtur

Whenever, I travel I like to be a local. I sometimes like to eat as the Romans eat! So here's a local delight. It's delicious and keeping me vibrant on this difficult campaign path. Try some! YUM!

Stay sharp out there campaign Hero as you ***recruit more like-minded voters!*** *Check out Doc's Baron Brain Buster on page 3.*

Shield update

Holding strong on all planets while we work. Cha-ching!

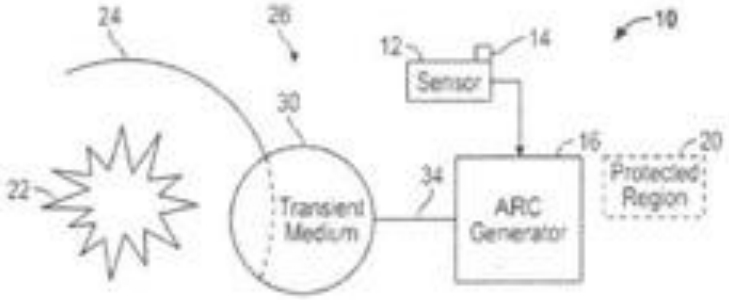

FIG. 1

Doc's Recipe of the Weekend

Ingredients

2 turtles
15 gallons of water
4 mushrooms
9 g butter
6 dionaea muscipula buds
52 larvae

Instructions

1. Trim your mushrooms.
2. Halve your buds.
3. Mix it all together.
4. Cook!

Fungus Pulmenti Turtur

Whenever, I travel I like to be a local. I sometimes like to eat as the Romans eat! So here's a local delight. It's delicious and keeping me vibrant on this difficult campaign path. Try some! YUM!

*Stay sharp out there campaign Hero as you **recruit more like-minded voters**! Check out Doc's Baron Brain Buster on page 3.*

Shield update

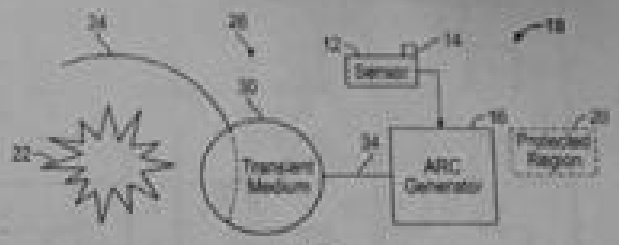

FIG. 1

Holding strong on all planets while we work. Cha-ching!

Doc's Recipe of the Weekend

Ingredients

4 turtles
35 gallons of water
8 mushrooms
5 g butter
10 dionaea muscipula buds
52 larvae

Instructions

1. Trim your mushrooms.
2. Halve your buds.
3. Mix it all together.
4. Coquere!

Fungus Pulmenti Turtur

Whenever, I travel I like to be a local. I sometimes like to eat as the Romans eat! So here's a local delight. It's delicious and keeping me vibrant on this difficult campaign path. Try some! YUM!

*Stay sharp out there campaign Hero as you **recruit more like-minded voters!** Check out Doc's Baron Brain Buster on page 3.*

Shield update

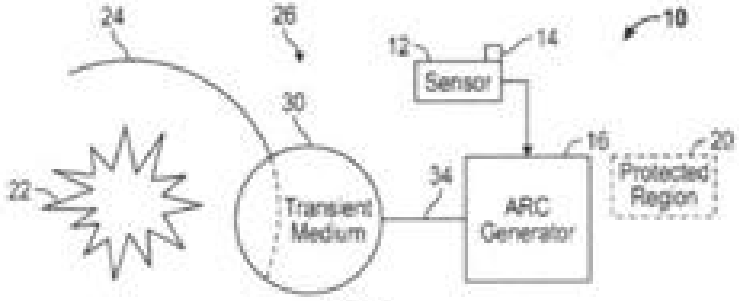

FIG. 1

Holding strong on all planets while we work. Cha-ching!

Doc's Recipe of the Weekend

Ingredients

6 turtles
63 gallons of water
12 mushrooms
3 g butter
14 dionaea muscipula buds
52 larvae

Instructions

1. Trim your mushrooms.
2. Halve your buds.
3. Mix it all together.
4. Cook!

Fungus Pulmenti Turtur

Whenever, I travel I like to be a local. I sometimes like to eat as the Romans eat! So here's a local delight. It's delicious and keeping me vibrant on this difficult campaign path. Try some! YUM!

Stay sharp out there campaign Hero as you ***recruit more like-minded voters****! Check out Doc's Baron Brain Buster on page 3.*

Shield update

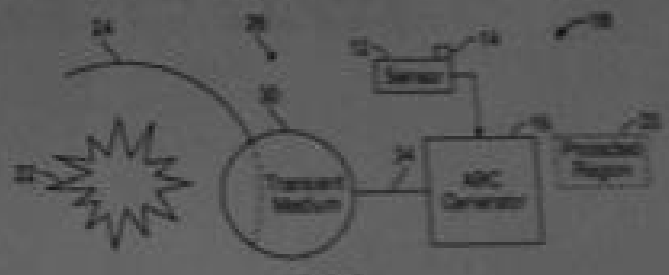

FIG. 1

Holding strong on all planets while we work. Cha-ching!

Doc's Recipe of the Weekend

Ingredients

8 turtles
45 gallons of water
16 mushrooms
8 g butter
18 dionaea muscipula buds
52 larvae

Instructions

1. Trim your mushrooms.
2. Halve your buds.
3. Mix it all together.
4. Cook!

Fungus Pulmenti Turtur

Whenever, I travel I like to be a local. I sometimes like to eat as the Romans eat! So here's a local delight. It's delicious and keeping me vibrant on this difficult campaign path. Try some! YUM!

Stay sharp out there campaign Hero as you **recruit more like-minded voters**! Check out Doc's Baron Brain Buster on page 3.

Shield update

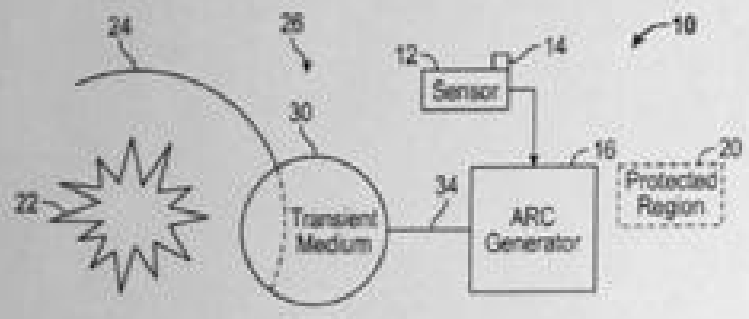

FIG. 1

Holding strong on all planets while we work. Cha-ching!

Doc's Recipe of the Weekend

Ingredients

4 turtles
15 gallons of water
8 mushrooms
7 g butter
10 dionaea muscipula buds
52 larvae

Instructions

1. Trim your mushrooms.
2. Halve your buds.
3. Mix it all together.
4. Coquere!

Fungus Pulmenti Turtur

Whenever, I travel I like to be a local. I sometimes like to eat as the Romans eat! So here's a local delight. It's delicious and keeping me vibrant on this difficult campaign path. Try some! YUM!

Stay sharp out there campaign Hero as you ***recruit more like-minded voters!*** *Check out Doc's Baron Brain Buster on page 3.*

Shield update

Holding strong on all planets while we work. Cha-ching!

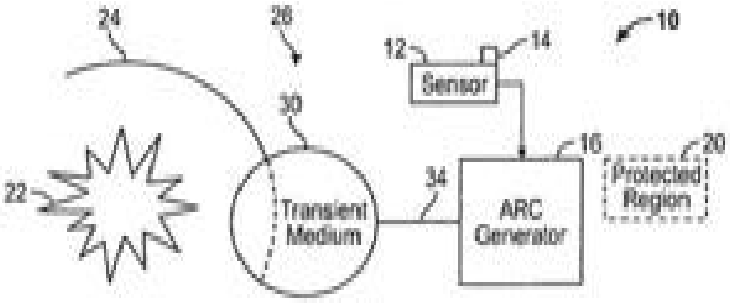

FIG. 1

Doc's Recipe of the Weekend

Soup's up!

Ingredients

2 turtles
24 gallons of water
4 mushrooms
12 g butter
6 dionaea muscipula buds
52 larvae

Instructions

1. Trim your mushrooms.
2. Halve your buds.
3. Mix it all together.
4. Coquere!

Fungus Pulmenti Turtur

Whenever, I travel I like to be a local. I sometimes like to eat as the Romans eat! So here's a local delight. It's delicious and keeping me vibrant on this difficult campaign path. Try some! YUM!

Stay sharp out there campaign Hero as you ***recruit more like-minded voters!*** *Check out Doc's Baron Brain Buster on page 3.*

DocLetter 001 **San Antonio, TX** november 6, 3018

Shield update

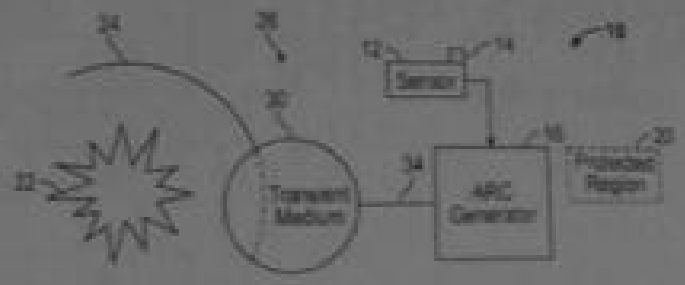

FIG. 1

Holding strong on all planets while we work. Cha-ching!

Doc's Recipe of the Weekend

Ingredients

- 4 turtles
- 35 gallons of water
- 6 mushrooms
- 2 g butter
- 10 dionaea muscipula buds
- 52 larvae

Instructions

1. Trim your mushrooms.
2. Halve your buds.
3. Mix it all together.
4. Cook!

Fungus Pulmenti Turtur

Whenever I travel I like to be a local. I sometimes like to eat as the Romans eat! So here's a local delight. It's delicious and keeping me vibrant on this difficult campaign path. Try some! YUM!

Stay sharp out there campaign Hero as you ***recruit more like-minded voters****! Check out Doc's Bann Brain Buster on page 3.*

Shield update

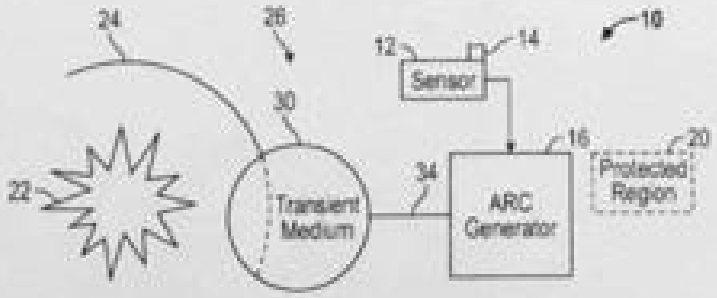

FIG. 1

Holding strong on all planets while we work. Cha-ching!

Doc's Recipe of the Weekend

Ingredients

6 turtles
63 gallons of water
12 mushrooms
11 g butter
14 dionaea muscipula buds
52 larvae

Instructions

1. Trim your mushrooms.
2. Halve your buds.
3. Mix it all together.
4. Cook!

Fungus Pulmenti Turtur

Whenever, I travel I like to be a local. I sometimes like to eat as the Romans eat! So here's a local delight. It's delicious and keeping me vibrant on this difficult campaign path. Try some! YUM!

Stay sharp out there campaign Hero as you ***recruit more like-minded voters!*** *Check out Doc's Baron Brain Buster on page 3.*

DocLetter 001

San Jose, CA

november 6, 2018

Shield update

Holding strong on all planets while we work. Cha-ching!

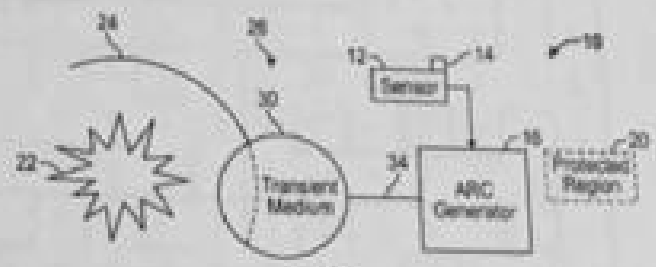

FIG. 1

Doc's Recipe of the Weekend

Ingredients

8 turtles
18 gallons of water
16 mushrooms
7 g butter
18 dionaea muscipula buds
52 larvae

Instructions

1. Trim your mushrooms.
2. Halve your buds.
3. Mix it all together.
4. Cook!

Fungus Pulmenti Turtur

Whenever, I travel I like to be a local. I sometimes like to eat as the Romans eat! So here's a local delight. It's delicious and keeping me vibrant on this difficult campaign path. Try some! YUM!

Stay sharp out there campaign Hero as you ***recruit more like-minded voters!*** *Check out Doc's Baron Brain Buster on page 3.*

Shield update

Holding strong on all planets while we work. Cha-ching!

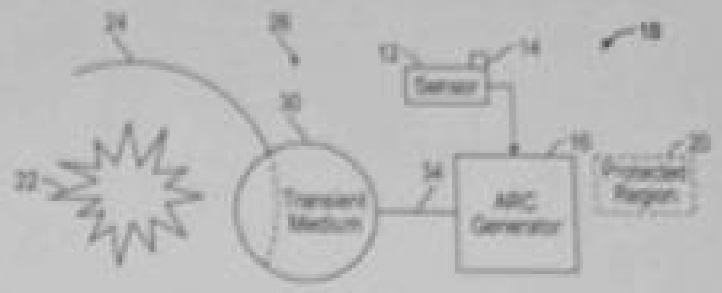

FIG. 1

Doc's Recipe of the Weekend

Ingredients

6 turtles
21 gallons of water
12 mushrooms
5 g butter
14 dionaea muscipula buds
52 larvae

Instructions

1. Trim your mushrooms.
2. Halve your buds.
3. Mix it all together.
4. Coquere!

Fungus Pulmenti Turtur

Whenever, I travel I like to be a local. I sometimes like to eat as the Romans eat! So here's a local delight. It's delicious and keeping me vibrant on this difficult campaign path. Try some! YUM!

Stay sharp out there campaign Hero as you ***recruit more like-minded voters!*** *Check out Doc's Baron Brain Buster on page 3.*

Shield update

Holding strong on all planets while we work. Cha-ching!

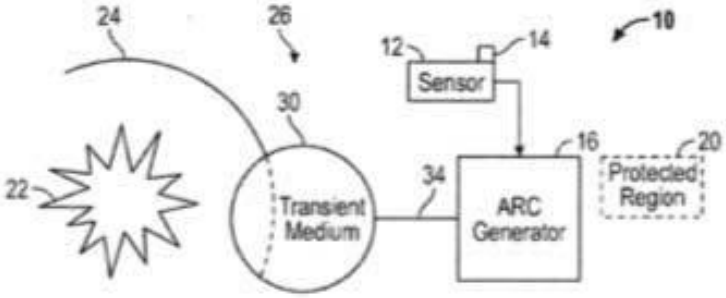

FIG. 1

Doc's Recipe of the Weekend

Soup's up!

Ingredients

3 turtles
20 gallons of water
6 mushrooms
6 g butter
8 dionaea muscipula buds
52 larvae

Instructions

1. Trim your mushrooms.
2. Halve your buds.
3. Mix it all together.
4. Coquere!

Fungus Pulmenti Turtur

Whenever, I travel I like to be a local. I sometimes like to eat as the Romans eat! So here's a local delight. It's delicious and keeping me vibrant on this difficult campaign path. Try some! YUM!

*Stay sharp out there campaign Hero as you **recruit more like-minded voters**! Check out Doc's Baron Brain Buster on page 3.*