Shield update

Holding strong on all planets while we work. Cha-ching!

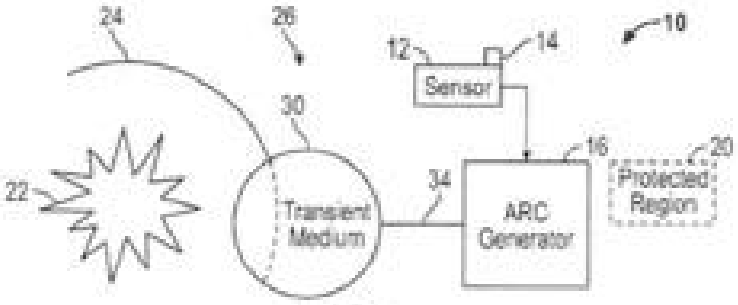

FIG. 1

Doc's Recipe of the Weekend

Bear's up!

Ingredients

3 turtles
44 gallons of water
6 mushrooms
13 g butter
8 dionaea muscipula buds
42 larvae

Instructions

1. Trim your mushrooms.
2. Halve your buds.
3. Mix it all together.
4. Cook!

Fungus Pulmenti Turtur

Whenever, I travel I like to be a local. I sometimes like to eat as the Romans eat! So here's a local delight. It's delicious and keeping me vibrant on this difficult campaign path. Try some! YUM!

Stay sharp out there campaign Hero as you ***recruit more like-minded voters!*** *Check out Doc's Baron Brain Buster on page 3.*

Shield update

Holding strong on all planets while we work. Cha-ching!

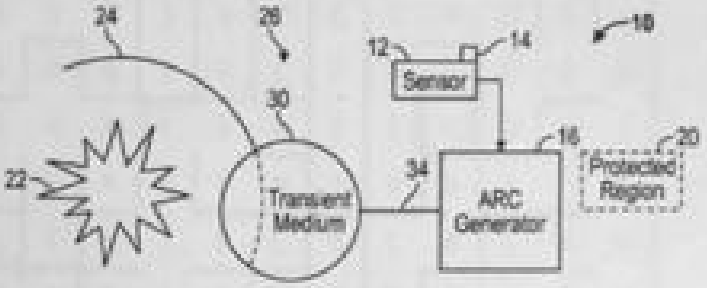

FIG. 1

Doc's Recipe of the Weekend

Ingredients

10 turtles
77 gallons of water
20 mushrooms
17 g butter
22 dionaea muscipula buds
52 larvae

Instructions

1. Trim your mushrooms.
2. Halve your buds.
3. Mix it all together.
4. Cook!

Fungus Pulmenti Turtur

Whenever, I travel I like to be a local. I sometimes like to eat as the Romans eat! So here's a local delight. It's delicious and keeping me vibrant on this difficult campaign path. Try some! YUM!

Stay sharp out there campaign Hero as you ***recruit more like-minded voters!*** *Check out Doc's Baron Brain Buster on page 3.*

Shield update

Holding strong on all planets while we work. Cha-ching!

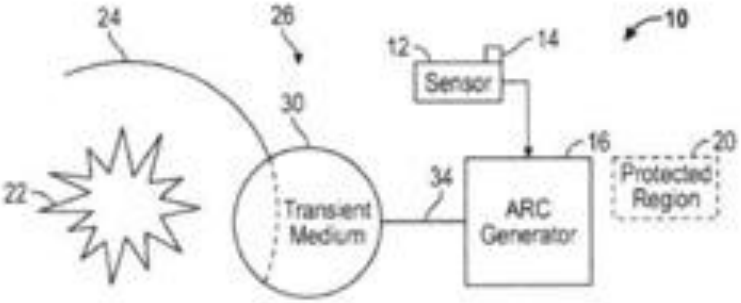

FIG. 1

Doc's Recipe of the Weekend

Bruce's up!

Ingredients

6 turtles
91 gallons of water
12 mushrooms
9 g butter
14 dionaea muscipula buds
52 larvae

Instructions

1. Trim your mushrooms.
2. Halve your buds.
3. Mix it all together.
4. Coquere!

Fungus Pulmenti Turtur

Whenever, I travel I like to be a local. I sometimes like to eat as the Romans eat! So here's a local delight. It's delicious and keeping me vibrant on this difficult campaign path. Try some! YUM!

Stay sharp out there campaign Hero as you ***recruit more like-minded voters!*** *Check out Doc's Baron Brain Buster on page 3.*

Shield update

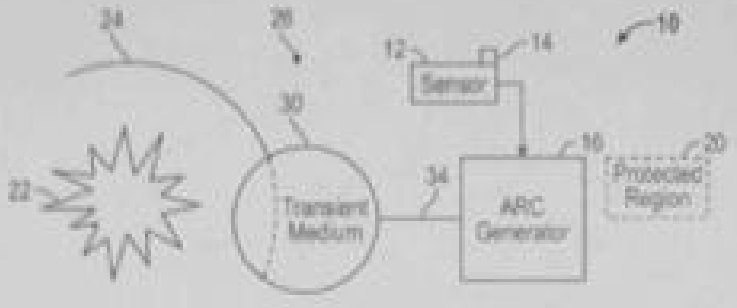

FIG. 1

Holding strong on all planets while we work. Cha-ching!

Doc's Recipe of the Weekend

Ingredients

12 turtles
221 gallons of water
24 mushrooms
2 g butter
26 dionaea muscipula buds
52 larvae

Instructions

1. Trim your mushrooms.
2. Halve your buds.
3. Mix it all together.
4. Coquere!

Fungus Pulmenti Turtur

Whenever I travel I like to be a local. I sometimes like to eat as the Romans eat! So here's a local delight. It's delicious and keeping me vibrant on this difficult campaign path. Try some! YUM!

Stay sharp out there campaign Hero as you ***recruit more like-minded voters****! Check out Doc's Baron Brain Buster on page 3.*

Shield update

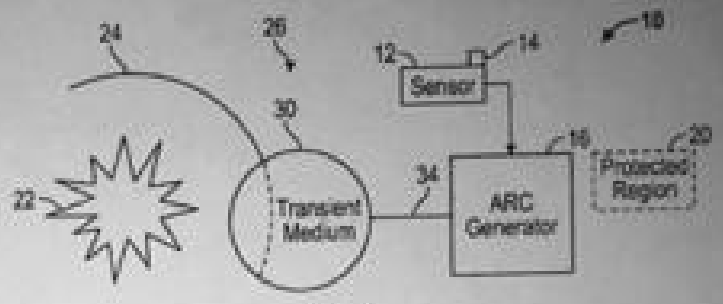

FIG. 1

Holding strong on all planets while we work. Cha-ching!

Doc's Recipe of the Weekend

Ingredients

16 turtles
153 gallons of water
32 mushrooms
2 g butter
34 dionaea muscipula buds
52 larvae

Instructions

1. Trim your mushrooms.
2. Halve your buds.
3. Mix it all together.
4. Coquere!

Fungus Pulmenti Turtur

Whenever, I travel I like to be a local. I sometimes like to eat as the Romans eat! So here's a local delight. It's delicious and keeping me vibrant on this difficult campaign path. Try some! YUM!

Stay sharp out there campaign Hero as you ***recruit more like-minded voters****! Check out Doc's Baron Brain Buster on page 3.*

Shield update

Holding strong on all planets while we work. Cha-ching!

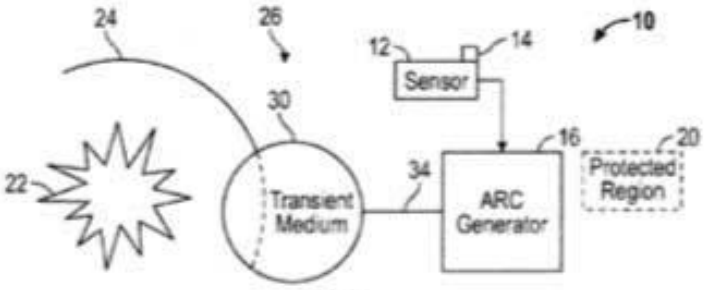

FIG. 1

Doc's Recipe of the Weekend

Soup's up!

Ingredients

8 turtles
18 gallons of water
16 mushrooms
7 g butter
18 dionaea muscipula buds
52 larvae

Instructions

1. Trim your mushrooms.
2. Halve your buds.
3. Mix it all together.
4. Coquere!

Fungus Pulmenti Turtur

Whenever, I travel I like to be a local. I sometimes like to eat as the Romans eat! So here's a local delight. It's delicious and keeping me vibrant on this difficult campaign path. Try some! YUM!

*Stay sharp out there campaign Hero as you **recruit more like-minded voters**! Check out Doc's Baron Brain Buster on page 3.*

Shield update

Holding strong on all planets while we work. Cha-ching!

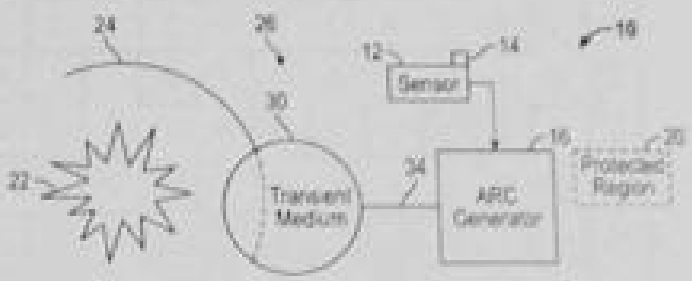

FIG. 1

Doc's Recipe of the Weekend

Ingredients

1 turtles
4 gallons of water
2 mushrooms
5 g butter
4 dionaea muscipula buds
52 larvae

Instructions

1. Trim your mushrooms.
2. Halve your buds.
3. Mix it all together.
4. Coquere!

Fungus Pulmenti Turtur

Whenever, I travel I like to be a local. I sometimes like to eat as the Romans eat! So here's a local delight. It's delicious and keeping me vibrant on this difficult campaign path. Try some! YUM!

Stay sharp out there campaign Hero as you ***recruit more like-minded voters****! Check out Doc's Baron Brain Buster on page 3.*

Shield update

Holding strong on all planets while we work. Cha-ching!

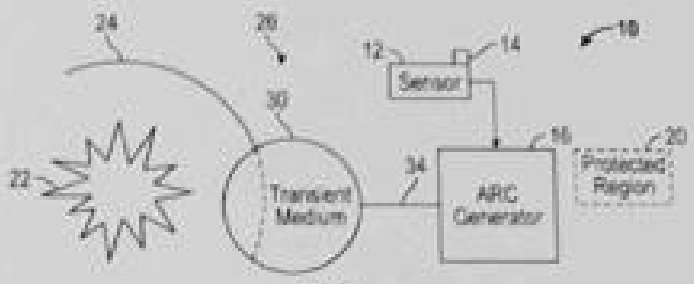

FIG. 1

Doc's Recipe of the Weekend

Ingredients

1 turtles
14 gallons of water
2 mushrooms
19 g butter
4 dionaea muscipula buds
52 larvae

Instructions

1. Trim your mushrooms.
2. Halve your buds.
3. Mix it all together.
4. Coquere!

Fungus Pulmenti Turtur

Whenever, I travel I like to be a local. I sometimes like to eat as the Romans eat! So here's a local delight. It's delicious and keeping me vibrant on this difficult campaign path. Try some! YUM!

*Stay sharp out there campaign Hero as you **recruit more like-minded voters!** Check out Doc's Baron Brain Buster on page 3.*

Shield update

Holding strong on all planets while we work. Cha-ching!

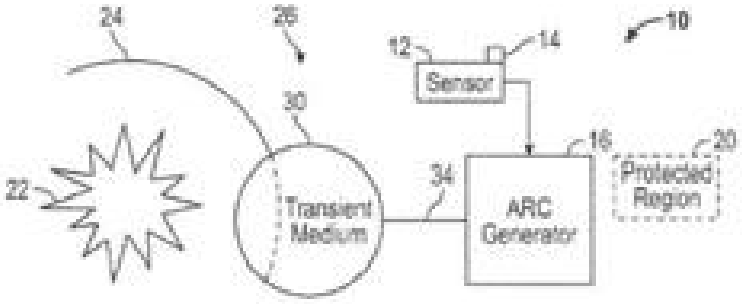

FIG. 1

Doc's Recipe of the Weekend

Soup's up!

Ingredients

6 turtles
35 gallons of water
12 mushrooms
22 g butter
14 dionaea muscipula buds
52 larvae

Instructions

1. Trim your mushrooms.
2. Halve your buds.
3. Mix it all together.
4. Cook!

Fungus Pulmenti Turtur

Whenever, I travel I like to be a local. I sometimes like to eat as the Romans eat! So here's a local delight. It's delicious and keeping me vibrant on this difficult campaign path. Try some! YUM!

Stay sharp out there campaign Hero as you ***recruit more like-minded voters!*** *Check out Doc's Baron Brain Buster on page 3.*

Shield update

Holding strong on all planets while we work. Cha-ching!

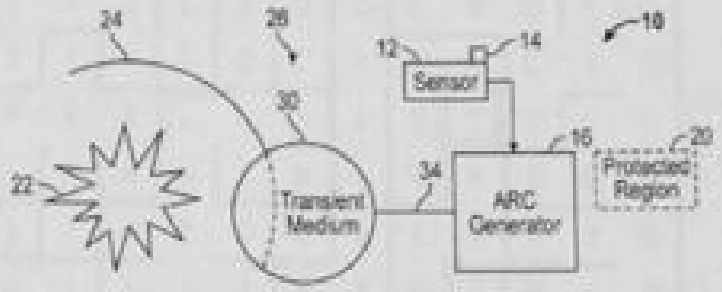

FIG. 1

Doc's Recipe of the Weekend

Ingredients

4 turtles
95 gallons of water
8 mushrooms
21 g butter
10 dionaea muscipula buds
52 larvae

Instructions

1. Trim your mushrooms.
2. Halve your buds.
3. Mix it all together.
4. Cook!

Fungus Pulmenti Turtur

Whenever, I travel I like to be a local. I sometimes like to eat as the Romans eat! So here's a local delight. It's delicious and keeping me vibrant on this difficult campaign path. Try some! YUM!

Stay sharp out there campaign Hero as you ***recruit more like-minded voters!*** *Check out Doc's Baron Brain Buster on page 3.*

Shield update

Holding strong on all planets while we work. Cha-ching!

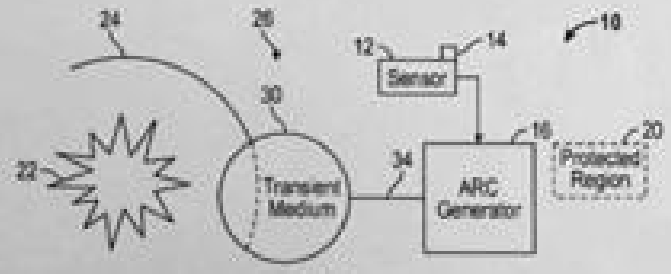

FIG. 1

Doc's Recipe of the Weekend

Ingredients

- **18** turtles
- **418** gallons of water
- **36** mushrooms
- **3** g butter
- **38** dionaea muscipula buds
- **52** larvae

Instructions

1. Trim your mushrooms.
2. Halve your buds.
3. Mix it all together.
4. Coquere!

Fungus Pulmenti Turtur

Whenever, I travel I like to be a local. I sometimes like to eat as the Romans eat! So here's a local delight. It's delicious and keeping me vibrant on this difficult campaign path. Try some! YUM!

*Stay sharp out there campaign Hero as you **recruit more like-minded voters!** Check out Doc's Baron Brain Buster on page 3.*

Shield update

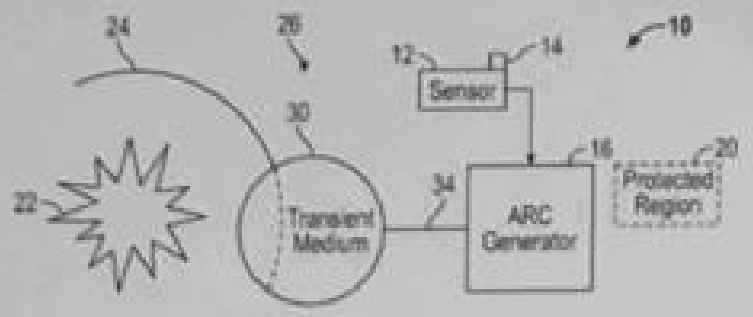

FIG. 1

Holding strong on all planets while we work. Cha-ching!

Doc's Recipe of the Weekend

Ingredients

21 turtles
462 gallons of water
42 mushrooms
17 g butter
44 dionaea muscipula buds
52 larvae

Instructions

1. Trim your mushrooms.
2. Halve your buds.
3. Mix it all together.
4. Coquere!

Fungus Pulmenti Turtur

Wherever, I travel I like to be a local. I sometimes like to eat as the Romans eat! So here's a local delight. It's delicious and keeping me vibrant on this difficult campaign path. Try some! YUM!

Stay sharp out there campaign Hero as you ***recruit more like-minded voters****! Check out Doc's Baron Brain Buster on page 3.*

Shield update

Holding strong on all planets while we work. Cha-ching!

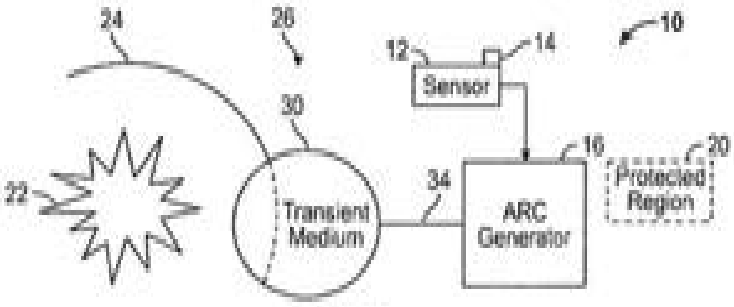

FIG. 1

Doc's Recipe of the Weekend

Soup's up!

Ingredients

20 turtles
63 gallons of water
40 mushrooms
5 g butter
42 dionaea muscipula buds
52 larvae

Instructions

1. Trim your mushrooms.
2. Halve your buds.
3. Mix it all together.
4. Cook!

Fungus Pulmenti Turtur

Whenever, I travel I like to be a local. I sometimes like to eat as the Romans eat! So here's a local delight. It's delicious and keeping me vibrant on this difficult campaign path. Try some! YUM!

Stay sharp out there campaign Hero as you ***recruit more like-minded voters!*** *Check out Doc's Baron Brain Buster on page 3.*

Shield update

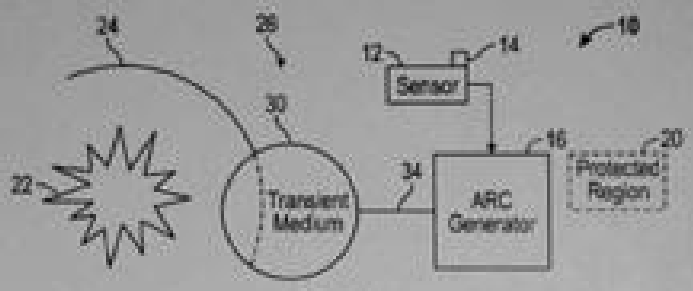

FIG. 1

Holding strong on all planets while we work. Cha-ching!

Doc's Recipe of the Weekend

Doc's all

Ingredients

2 turtles
51 gallons of water
4 mushrooms
19 g butter
6 dionaea muscipula buds
52 larvae

Instructions

1. Trim your mushrooms.
2. Halve your buds.
3. Mix it all together.
4. Coquere!

Fungus Pulmenti Turtur

Whenever, I travel I like to be a local. I sometimes like to eat as the Romans eat! So here's a local delight. It's delicious and keeping me vibrant on this difficult campaign path. Try some! YUM!

Stay sharp out there campaign Hero as you ***recruit more like-minded voters!*** *Check out Doc's Baron Brain Buster on page 3.*

Dallas, TX

november 6, 2018

DocLetter 001

Shield update

Holding strong on all planets while we work. Cha-ching!

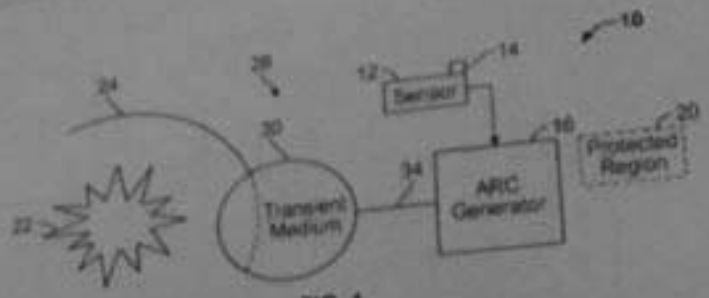

FIG. 1

Doc's Recipe of the Weekend

Soup's up!

Ingredients

16 turtles
85 gallons of water
32 mushrooms
22 g butter
34 dionaea muscipula buds
52 larvae

Instructions

1. Trim your mushrooms.
2. Halve your buds.
3. Mix it all together.
4. Coquere!

Fungus Pulmenti Turtur

Whenever, I travel I like to be a local. I sometimes like to eat as the Romans eat! So here's a local delight. It's delicious and keeping me vibrant on this difficult campaign path. Try some! YUM!

Stay sharp out there campaign Hero as you ***recruit more like-minded voters****! Check out Doc's Baron Brain Buster on page 3.*

Shield update

Holding strong on all planets while we work. Cha-ching!

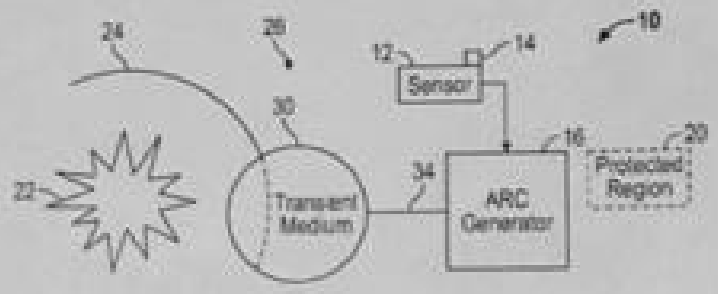

FIG. 1

Doc's Recipe of the Weekend

Ingredients

21 turtles
462 gallons of water
42 mushrooms
5 g butter
44 dionaea muscipula buds
52 larvae

Instructions

1. Trim your mushrooms.
2. Halve your buds.
3. Mix it all together.
4. Coquere!

Fungus Pulmenti Turtur

Whenever, I travel I like to be a local. I sometimes like to eat as the Romans eat! So here's a local delight. It's delicious and keeping me vibrant on this difficult campaign path. Try some! YUM!

*Stay sharp out there campaign Hero as you **recruit more like-minded voters!** Check out Doc's Baron Brain Buster on page 3.*

Shield update

Holding strong on all planets while we work. Cha-ching!

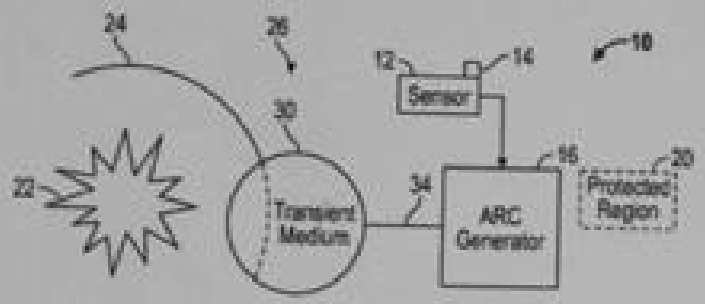

FIG. 1

Doc's Recipe of the Weekend

Soup's up!

Ingredients

8 turtles
36 gallons of water
16 mushrooms
35 g butter
18 dionaea muscipula buds
52 larvae

Instructions

1. Trim your mushrooms.
2. Halve your buds.
3. Mix it all together.
4. Cook!

Fungus Pulmenti Turtur

Whenever, I travel I like to be a local. I sometimes like to eat as the Romans eat! So here's a local delight. It's delicious and keeping me vibrant on this difficult campaign path. Try some! YUM!

*Stay sharp out there campaign Hero as you **recruit more like-minded voters!** Check out Doc's Baron Brain Buster on page 3.*